

Refrigerator-Freezers

冷藏冷凍雪櫃

SERIES MODEL

系列 型號

MR-H15R

MR-H17R

OPERATING INSTRUCTIONS

操作指引



R600a

Non-Freon Refrigerators

This refrigerator uses non-Freon refrigerant (isobutane) and non-Freon foam insulation (cyclopentane). These materials are harmless to the environment, which does not affect the ozone layer and global warming.

使用非氟利昂的雪櫃

這個雪櫃使用非氟利昂冷媒(異丁烷) 和非氟利昂發泡隔熱材料(環戊烷)。這些物料不會對環境造成破壞，也不會破壞臭氧層以及使全球暖化問題惡化。

- Maintenance work shall only be carried out at workshop by well-trained maintenance worker.
- Please read this manual carefully and follow the information contained within. In particular, be sure to read the safety precautions before using this refrigerator.
- Be sure to receive your copy of the warranty from the retailer and confirm that the purchase date and retailer name are written on the warranty.
- Store this operating instructions manual and the warranty in a safe place.
- This refrigerator was manufactured for refrigerating and freezing of foods in general households. For commercial use, please use a commercial refrigerator-freezer.
- The principal plastic components indicate the material name to facilitate recycling.
- Do not store explosive substances such as aerosol cans with a flammable propellant in this appliance.
- This appliance is intended to be used in household application only.
- WARNING - When positioning the appliance, ensure the supply cord is not trapped or damaged.
- WARNING - Do not locate multiple portable socket-outlets or portable power supplies at the rear of the appliance.
- WARNING - Just in case of having damaged the refrigerant circuit, do not use electric items or fire equipments near by, and open the window to ventilate the room. And contact the retail store at which you purchased it or the following MITSUBISHI SERVICE CENTRE.

- 維修工作必須由受過訓練的技師在工場進行。
- 請細閱此說明書，並依照書中指引使用雪櫃。使用雪櫃前，請務必細閱有關安全措施。
- 請確定已從經銷商處取得保養書。保養書上應列明購買日期及經銷商號。
- 請將此使用說明及保養書妥為保存。
- 此冷藏冷凍雪櫃只宜作為一般家居冷藏及冷凍食物用。如要作商業用途，請另購商用冷藏冷凍雪櫃。
- 主要塑料組成部份顯示有物料的名稱，以方便循環再用。
- 切勿在本雪櫃內存放爆炸性物質（例如裝有可燃推進劑的氣霧罐）。
- 此冷藏冷凍雪櫃只宜作為一般家居冷藏及冷凍食物用。
- 警告：放置冷藏室時，請確保電源線沒有被夾住或損壞。
- 警告：請勿在冷藏室背面放置多個便攜式插座或便攜式電源。
- 警告：如果冷媒迴路已損毀，不要使用周圍的電器用品或滅火設備，並開啟窗戶以使室內空氣流通。請聯絡您購買本雪櫃的商店或以下的三菱服務中心。

1. Safety Advice

The suggestions below apply to the operation of your home electric refrigerator. Mitsubishi Electric Corporation recommends these safety precautions.

- If your old refrigerator is still in your house but not in use, be sure to remove the door(s). This will ensure that children will not get trapped inside.
- Never unplug your refrigerator by pulling on the cord. Always take hold of the plug firmly and pull it straight out of the socket.
- Do not operate your refrigerator in the presence of explosive fumes.
- Fizzy drinks should not be frozen.
- Avoid immediate consumption of ice lollies and other similar frozen food items.
- If the power cord is damaged, call our Mitsubishi Electric Service Center for a replacement in order to avoid a safety hazard.
- This refrigerator uses flammable foaming gas for insulation.
- Please deliver the unit to a specialized industrial waste dealer for disposal.
- Please follow applicable disposal regulations in your country. If the refrigerator is not properly disposed of and a refrigerant leak occurs, this may cause ignition or explosion.
- This appliance is not intended for use by persons (including children) with reduced physical, sensory or mental capabilities, or lack of experience and knowledge, unless they have been given supervision or instruction concerning use of the appliance by a person responsible for their safety. Children should be supervised to ensure that they do not play with the appliance.
- Do not put any vessels, jars, etc. that contain water on top of the refrigerator.
- Do not store pharmaceuticals or scientific test material.
- Do not hang on the door or door handle, and do not get on compartment drawer-type doors.
- When opening and closing the door, be careful not to let it hit any surrounding furniture.
- Do not wash with water or spill liquid food items on the unit.
- Do not use in a shed or a garage. If small animals damage the wiring, it can cause an electric shock or a fire.
- If you will not be using the refrigerator for a long period of time, after pulling out the electrical plug, open the door and let the interior dry out.
- Do not force food items into the refrigerator. Do not use force to pull out shelves.
- Do not touch foods or containers in the freezer compartment with wet hands.
- Do not store bottles in the freezer compartment.
- Do not eat foods that have a bad smell or are discolored.
- Do not place your hands or feet under the refrigerator.
- WARNING - Do not use mechanical devices or other means to accelerate the defrosting process, other than those recommended by the manufacturer.
- WARNING - Do not use electrical appliances inside the food storage compartments of the appliance, unless they are of the type recommended by the manufacturer.
- The refrigerator contains flammable refrigerant (R600a: iso-butane).
- The refrigeration system behind and inside the refrigerator contains refrigerant. Do not allow any sharp objects to come into contact with the refrigeration system.
- This refrigerator uses flammable foaming gas for insulation. Please deliver the unit to specialized industrial waste dealer when you do away it. Please follow the rules in your country.
- Do not store explosive substances such as aerosol cans with a flammable propellant in this appliance.
- WARNING: Keep ventilation openings, in the appliance enclosure or in the built-in structure, clear of obstruction.

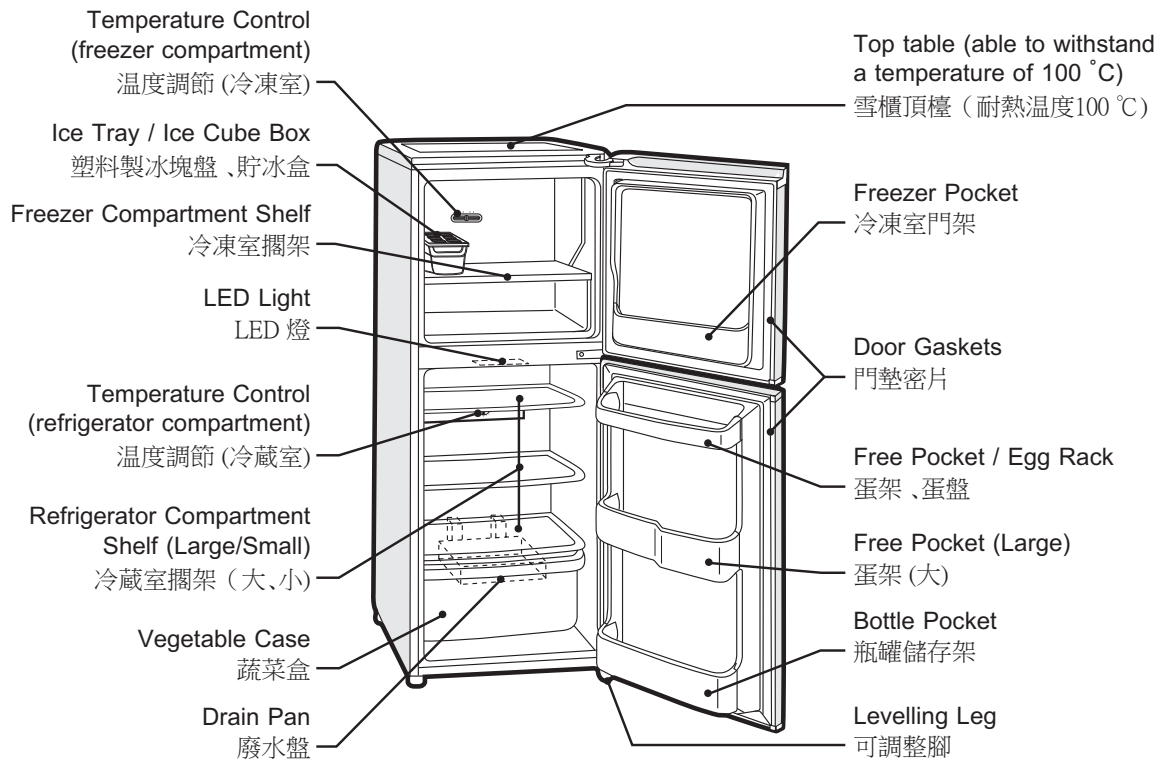
1. 安全對策

這些安全對策，是適用在家庭內所使用的冷藏冷凍雪櫃。三菱電機公司希望各位特別注意。

- 如果您的舊冷藏冷凍雪櫃，並不在使用，放置在屋內時，一定要把櫃門拆卸下，籍以防止兒童們入內玩耍。
- 在把冷藏冷凍雪櫃的電源導線卸出插頭時，不能用手硬拉，一定要用手握著塞頭直線地拔出插頭孔。
- 不能在有爆炸可能的場所使用這一冷藏冷凍雪櫃。
- 碳酸飲料等不應冷凍。
- 避免放入即將食用的冰類食品 and 類似的冷凍食物等。
- 如果電源線損壞，請致電我們的三菱電機維修中心要求更換以避免發生危險。
- 請注意不要讓兒童在冰箱玩耍。
- 當作廢棄物處理時，請將雪櫃交給認可的廢物處理商。
- 請依照當地國家處理廢棄物的法例。
- 如不適當處理或雪種洩漏，有可能引致燃燒或爆炸。
- 除非是得到適當人仕監督或指導如何操作此電器，以確保使用者的安全，否則此電器並不預期體格、知覺、精神上不足的人仕或缺乏相關經驗及知識人仕(包括小童)使用。小童必須受到監管以確保其不會玩弄此電器。
- 不要將裝水的容器放置在冰箱上面。
- 不要在冰箱內保存藥品或化學樣品。
- 不要騎在冰箱門或拉門把手(把手)上，不要站在抽屜式冰箱門上。
- 開關門時，要小心，不要撞到周圍任何傢具。
- 不要進行水洗，不要打翻湯汁。
- 不要在小屋或車庫中使用。否則小動物可能會損壞電子配線，導致觸電、火災。
- 長時間不使用時，拔下電源插頭，然後打開冰箱門進行乾燥。
- 不要強行放入太多食品不要用力拉出隔板架。
- 不要用濕手接觸冷凍室的食物或容器。
- 不要在冷凍室內放置瓶類物品。
- 不要吃變味、變色的食品。
- 不要將手、腳放在冰箱底下。
- 警告：切勿使用非由製造商建議的機械工具或其他方法加速除霜過程。
- 警告：切勿在冷藏櫃的食物儲蓄格內使用任何非由製造商建議的電器用具。
- 本雪櫃含有易燃的冷媒 (R600a: 異丁烷)。
- 冰箱背面及內部的製冷系統包含製冷劑。嚴禁以任何尖銳物件碰觸製冷系統。
- 這台冰箱使用易燃發泡氣體絕緣。當你要廢棄它時，請將其送到專業的廢品處理商那裡，請遵守您國家的規則。
- 切勿在本雪櫃內存放爆炸性物質(例如裝有可燃推進劑的氣霧罐)。
- 警告：須確保產品外圍或嵌入結構的通風位置沒有阻礙物。

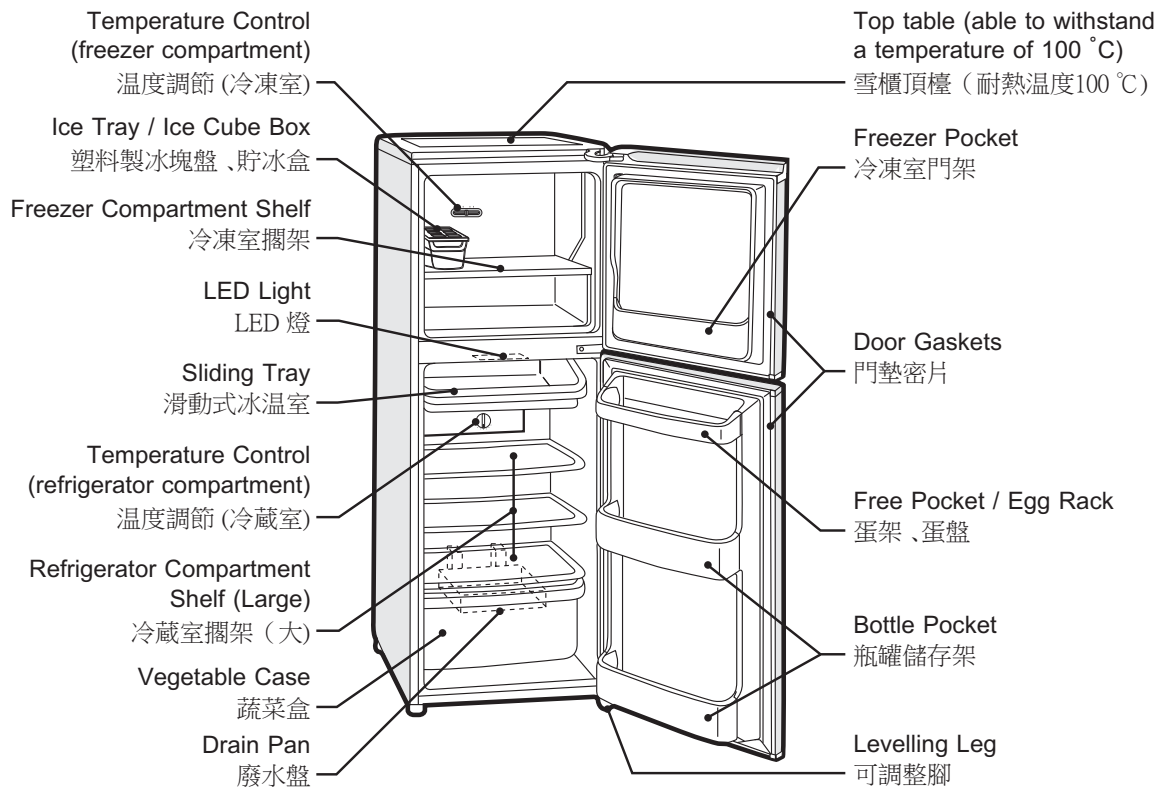
2. Names of the parts

2. 部件名稱



This illustration shows series model MR-H15R

本圖為系列型號 MR-H15R



This illustration shows series model MR-H17R

本圖為系列型號 MR-H17R

3. Installation

- Install on a completely flat and rigid surface.
- Make the refrigerator level by rotating the leveling leg located at the front right corner, so the refrigerator is then solidly positioned.
- Leave a clearance of at least 10cm between the wall and the rear and both sides of the refrigerator, and at least 30cm between the top of the refrigerator and the surface immediately above, so that the refrigerator does not touch any of the surrounding surfaces.
- Choose a location which is not exposed to sunlight, is relatively free from dust, heat and humidity, and offers good ventilation in order to guarantee that heat radiation will not be impaired.

Use in hot spring areas

Corrosion control treatment may be required for the refrigerant circuit (pipe) due to generation of corrosive gases. Contact the retail store where you purchased the refrigerator.

⚠ WARNING

Do not obstruct the refrigerator vents or the space around the refrigerator. If refrigerant leaks, it may accumulate and catch fire or explode.

⊘ Do not damage the refrigerant circuit (pipes) or drive screws into it.

Although R600a refrigerants are combustible, the refrigerant circuit is hermetically sealed and normally leaks will not occur.

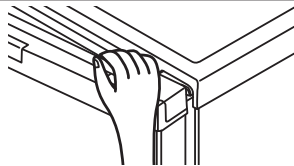
⚠ WARNING

Should the refrigerant circuit be damaged:
1. Do not use flames or electrical appliances nearby.
2. Open the windows to fully ventilate the room.

Then, contact the retail store where you purchased the refrigerator.

CAUTION

Never hold the frame when closing the freezer compartment door as your fingers may be caught in the door and injured.



- Keep ventilation openings in the appliance enclosure and the built-in structure clear of obstruction.
- Do not use mechanical devices or other means to accelerate the defrosting process.
- Do not use electrical appliances inside the food storage compartments of the refrigerator unless they are recommended by the manufacturer.
- This appliance is not intended for use by young children or infirm persons unless they have been adequately supervised by a responsible person to ensure that they can use the appliance safely.
- Young children should be supervised to ensure that they do not play with the appliance.

3. 安裝

- 安置於表面完全平坦而堅固的場所。
- 把安裝在右手前方的可調腳旋轉一下，使櫃能保持好水平，穩定的位置。
- 牆和冷藏冷凍雪櫃背部之間，至少要相離10厘米，頂部的上方，應保持有30厘米以上的空隙。這樣，可以避免冷藏冷凍雪櫃碰撞到四周的任何物件。
- 安置場所，要選擇沒有日光射入，沒有塵埃，熱，濕氣，而有良好通風的場所。這樣，可以不致影響熱的發散，保證冷藏冷凍雪櫃的性能。

溫泉地區的使用

因腐蝕性氣體的產生，可能需要為冷媒管路（配管）進行防鏽處理。請向購買處的經銷商查詢。

⚠ 警告

切勿堵塞冷藏櫃周圍的空間。如果冷媒出現滲漏並積聚，將可能會導致火災或爆炸。

⊘ 請勿損毀冷媒迴路或配管，或打釘安裝其他物品

R600a 冷媒是可燃性氣體，但是冷媒迴路是密閉的，因此正常情況下不會滲漏。

⚠ 警告

如製冷迴路遭到損壞，切勿使用鄰近的電力器具或明火設備，以及打開窗戶讓空氣流通，並請即時聯絡維修保養代理跟進。

注意

冷凍室門，切勿抓著門的結合部分關閉。否則，可能傷到手指。

- 請保持機體內的通風良好，以及確保機體外的通風出口沒有阻礙物。
- 請勿使用化學裝置或其他方法試圖除霜。
- 請勿在冰箱的食品儲存架上使用電子產品。
- 兒童不宜操作本冰箱，體弱者若無人監護亦不可操作，以確保操作安全。
- 請注意不要讓兒童在冰箱玩耍。

4. Electrical Connections

Important: For personal safety, this appliance must be properly grounded.

- The refrigerator should always be plugged into its own individual electrical outlet. This is recommended for best performance and also in order to prevent the overloading of household wiring circuits, which may cause a fire hazard. Extension cords are not recommended. Make sure that the outlet provides the correct voltage.
- If your refrigerator has a grounding plug, use it correctly. The 3-point plug must be inserted into a mating 3-point grounded receptacle. If the installation location does not have a proper 3-point grounding wall receptacle, the proper type must be installed. The ground point should never be cut or removed.
- If your refrigerator has an ungrounding plug, connect the ground wire to the ground connection screw provided at the lower rear side of the refrigerator.
- Keep the electrical plug cord facing downwards and insert the plug in fully.
- When replacing the interior refrigerator light or when taking care of the unit, pull out the electrical plug.
- Do not use damaged cords or plugs or loose outlets.
- Remove dust from the electrical plug.
- Do not plug or unplug the electrical plug with wet hands.
- If something abnormal occurs (such as a burning smell), pull out the electrical plug and stop the refrigerator from running.

4. 接線

注意：為保證人體安全，這一設備應有良好的接地。

- 這一架冷藏冷凍雪櫃的電源插頭一定要插入專用的電源插口。這是發揮冷藏冷凍雪櫃性能，防止家庭電路負載的唯一方法。由於負載，可能引起電線的過熱，因此而引起火災。又無故延長導線，也是不很妥當的。電源的出口，一定要保持有適當的電壓。
- 如冷櫃裝有接地插頭時，請正確使用它。這一種三腳式插頭，一定要插入一個匹配三頭式接地插座。如果安裝場所的牆上沒有一個適當的三腳式接地插座，應變更一個適當形式的接地。接地的頭，不能切斷或拆卸出。
- 如冷櫃未裝接地插頭時，將接地導線接於冷櫃後面底部的接地導線聯接螺釘。
- 使電源插頭的電纜線方向朝下，將插頭的插針插到根部。
- 更換或檢查冰箱照明燈時，拔出電源插頭。
- 不要使用損壞的電纜線或插頭、插口鬆動的插座。
- 去除電源插頭的灰塵。
- 不要用濕手插拔電源插頭。
- 發生異常時（聞到焦臭味等），拔下電源插頭，中止操作。

5. Operation

1. Automatic Defrosting

- Thanks to this refrigerator's built-in automatic defrosting timer and heater, defrosting is performed automatically, so there's no need to defrost it manually. The water produced during defrosting passes through the drainage hose and collects in the drain pan at the rear of the refrigerator. It then evaporates automatically with heat from the compressor.

2. Ice-making

- Pour water into the ice tray making sure that it does not overflow the partitions in the tray. Place the tray on the freezer compartment shelf. If too much water is poured into the tray, it will be difficult to remove the ice.
- Twist the ice tray gently to remove ice cubes.

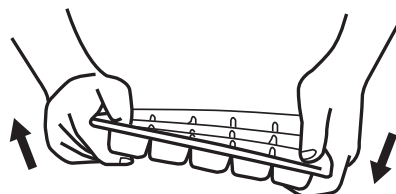
5. 操作

1. 自動除霜

- 由於內裝有自動除霜定時器，及除霜加熱器，這一冷藏室內的除霜，是自動進行的。因此，不需要你自己去除霜。除霜後產生的水，是通過背部的排水管，滴流入冷藏室後部的廢水盤內。廢水盤的水，會由散熱器的熱，自動蒸發去，不需自己處理。

2. 製冰

- 將水注入在製冰塊盤的每一個方框中，此時要注意不要使水溢流出。然後請放在製冰室擱架上。如水過多時，冰塊不容易由製冰塊盤分離。
- 從製冰塊盤取出冰塊時，可以用力扭轉製冰塊盤就行。



3. Temperature Control

- Both the freezer compartment and the refrigerator compartment have a temperature control.
- The freezer and refrigerator controls are interlinked. For example, to change the temperature in the freezer, the freezer (A) and refrigerator (B) controls must both be adjusted.

3. 溫度調節

- 冷凍室和冷藏室都裝備有一個調節溫度的刻度盤。
- 冷凍室與冷藏室的溫度調節是相互聯繫的。調節冷凍室和冷藏室的溫度時。按下述方法操作冷凍室溫度調節鈕 (A) 和冷藏室溫度調節鈕 (B)。

1. For normal coolness in both compartments, set (A) and (B) to the following positions.

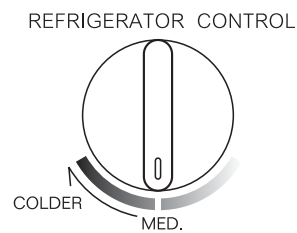
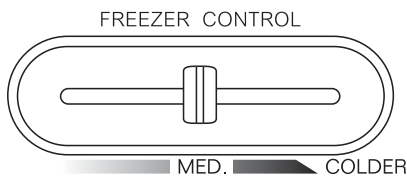
1. 在通常狀態使用時，請將 (A)，(B) 分別設定在如下位置。

(A) Temperature control of freezer

(B) Temperature control of refrigerator

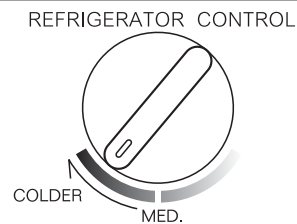
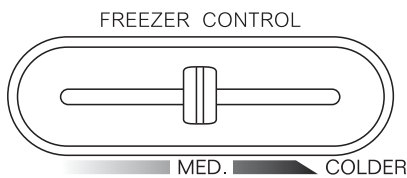
(A) 冷凍室溫度調節

(B) 冷藏室溫度調節



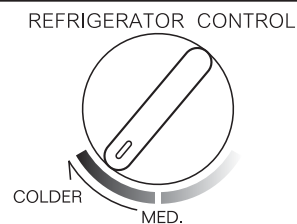
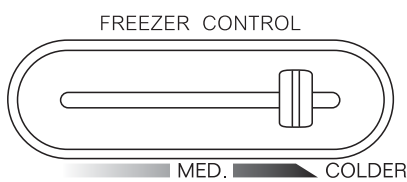
2. For maximum coolness in both compartments, set (A) and (B) to the following positions.

2. 欲使冷凍室和冷藏室均成最低溫度時，請將 (A)，(B) 分別設定在如下位置。



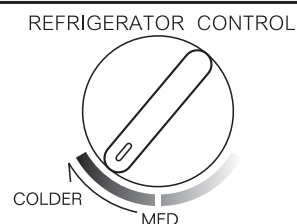
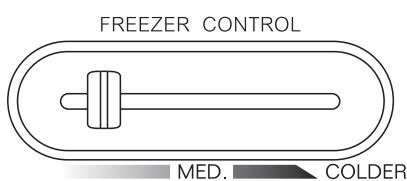
3. For a cooler than normal temperature in the freezer compartment, set (A) and (B) to the following positions.

3. 欲使冷凍室溫度低於通常溫度時，請將 (A)，(B) 分別設定在如下位置。



4. For a cooler than normal temperature in the refrigerator compartment, set (A) and (B) to the following positions.

4. 欲使冷藏室溫度低於通常溫度時，請將 (A)，(B) 分別設定在如下位置。



6. Maintenance

When performing maintenance, make absolutely sure that the power plug is first disconnected from the power outlet.

- Dip a soft cloth into cold or lukewarm water, wring it out well and wipe.
- If you do not clean the door gasket (especially the lower part) when it is dirty, the gasket will easily become damaged. Therefore, keep it clean at all times.
- Do not clean with cleanser, acids, benzene, thinner, boiling water, soap powder, chemical cloths or neutral detergent. These will damage the paint finish and external surfaces of your refrigerator.


6. 保養

進行保養時，一定要把電源插頭由電源插口拔出。

- 把軟布浸入冷水或微溫的水內以後，絞乾了水，然後拂拭。
- 門墊密片如有污染，如不加清除（特別為下部），門墊密片容易損傷，因此要經常保持清潔。
- 清潔時，不能使用洗粉，酸，汽油，稀釋劑，沸水，皂粉，化學布或天然洗粉。這些都會損傷表面的噴漆，及材料。

CAUTION

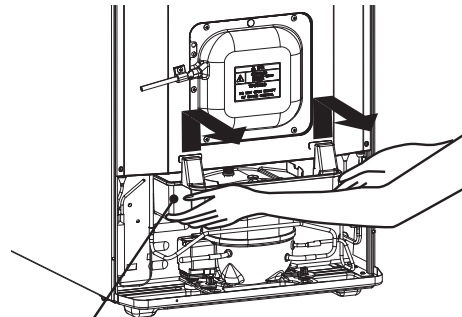
Do not apply water directly onto the refrigerator. This may result in malfunction, power leakage or fire.



注意

不能直接用水洗滌冷藏冷凍雪櫃，否則有引起破損，漏電，或失火的可能。

- The drain pan becomes dirty very easily and if not cleaned regularly, produces bad odours. Get into the habit of cleaning this pan regularly.
 - How to Remove the Drain Pan
To remove, raise the drain pan as shown. To return to its original position do the reverse: firmly push the mating section of the drain pan into the hook.
(Insufficient push causes noise due to vibration).
- 清除廢水盤非常容易積污，如不把它清除乾淨，就會發生惡臭，因此要養成經常清除廢水盤的習慣。
 - 廢水盤的取下來方法
如在圖中所示，請往上抬高以便取下來，安裝是按其相反順序的方法，將廢水盤安裝固定部分，往掛鉤裡插入應準確可靠地塞進去。
(倘若塞入的不牢靠時，就會造成引起發生噪音和振動的原因。)



Drain Pan
廢水盤

(The drain pan is located at the rear of the refrigerator).
(位於冰箱背後)

How to Replace the LED Light

- In the event that the LED light is damaged or malfunctions, please refrain from adjusting or repairing it by yourself. Please contact the service center instead.

如何更換照明發光二極管 (LED)

- 若遇上照明發光二極管損壞或發生故障時，切勿自行調校或修理。請與服務中心聯絡。

7. What to do in these situations

When there's a power failure.

- Minimize opening/closing of doors and avoid putting in more food.

When not in use for a long time.

- Clean the Ice cube box and Ice tray, clean the interior after unplugging the refrigerator, and keep the door open for 2 - 3 days to let it get dry.
 - ※ If not allowed to dry properly, mold and odors can occur, or refrigerant (gas) may leak due to corrosion of the cooling unit.

When transporting.

1. Discard the water/ice from the Ice cube box and the Ice tray.
2. Use protective gear (protective gloves).
3. Lay towels under the water discharge outlet and under the back corners of the refrigerator, and place a container or tray on the floor that's about 3 cms high to catch water.
 - ※ Towels prevent water from spilling on the floor and damage to the floor.
 - ※ Have 2 or more persons do this work because the unit is heavy.
 - ※ Avoid having young children or those without confidence do this work. Please seek advice from a moving company.
4. With more than 2 persons, calmly and slowly transport the unit by grasping the front side's lower section inner edge and the back side's upper section handle.
 - Do not lay or load on its side (it will cause damage to the compressor.)

WARNING

Do not damage the refrigerant circuit, do not drive in screws, etc.

The unit uses a flammable refrigerant, so if the gas leaks out, there is the risk of ignition or an explosion.

7. 安全建議

停電時

- 減少開關冰箱門的次數，避免儲藏新的食品。

長時間不使用時

- 清潔貯冰盒以及塑料製冰塊盤，拔下電源，然後清潔冰箱，打開冰箱門2~3天時間進行乾燥。
 - ※ 乾燥不充分時，可能導致黴菌、氣味，以及可能由於冷卻機腐蝕導致冷媒（氣體）泄漏。

搬運

1. 掉棄水或的冰塊在貯冰盒以及塑料製冰塊盤
2. 佩戴保護工具（手套）
3. 在排水口的下面以及冰箱的背面下面的角部墊上毛巾，在上面放置承水用的高度3cm左右的容器或托盤等。
 - ※ 毛巾是用來防止水溢到地面，或防止地面損傷的。
 - ※ 冰箱較重，請由2人以上進行作業。
 - ※ 幼童或體弱者請不要進行作業，並諮詢專業搬運公司等。
4. 請由2人以上抓住前面下部內側與背面下部的手柄，慢慢進行搬運

- 不要橫置冰箱。（否則可能導致壓縮機故障）

警告

不要損壞冰箱的冷媒回路，不要打入螺絲等

本冰箱使用可燃性冷媒，因此氣體泄漏時，可能導致著火・爆炸。

8. Troubleshooting

Especially when starting use or summer time

Not cooling at all!

- It takes time to cool when starting use. In summer time, it may take approx. 24 hours until cooling.
- Check that it is not unplugged or the circuit breaker has tripped.

8. 消除故障

在剛開始使用及夏天特別多的查詢

完全不冷！

- 剛開始使用時，需要時間冷卻。
夏天時，可能需要24小時以上才可完全冷卻。
- 請確認電源插頭是否插好，電箱是否正常。

When the refrigerator fails to operate

- Check for a power failure.
- Check if the power cord is plugged into the power outlet.
- Check that the fuse (or circuit-breaker) has not blown.

When the refrigerator is cooling excessively

- The temperature control dial may be set too high.
- If you place foodstuffs containing a lot of moisture directly under the cool air outlets, they will freeze easily. This does not indicate a malfunction.

When you hear a sound similar to flowing water

- The sound of flowing water is the flow of refrigerant (cooling gas). This does not indicate a malfunction.

When noise is produced by the fan grill of the refrigerator

- The noise produced by the fan grill will stop at a certain fixed temperature. The airflow cooling system inside the refrigerator is powered by the operation of the fan motor and fan grill.

When noise is produced while the refrigerator door is open

- When you open a door panel, plastic components switch swiftly between hot and cold, and this may produce noise. When the door is closed, the noise will remain until the difference in temperature is reduced.

When the refrigerator is not cooling sufficiently

- The food may be packed too tightly together, which blocks the flow of cool air.
- You may have put hot or too many items into the refrigerator.
- The door may not have been closed properly.
- The door gasket may be damaged.
- The refrigerator may not be well-ventilated.
- There may be insufficient clearance between the refrigerator and the surfaces immediately beside and above.
- The temperature control dial may not be properly set.

When the front of the refrigerator cabinet heats up

- In order to safeguard against condensation, there is an anti-condensation pipe which heats up the front of the cabinet when actuated. When the front of the cabinet is warm, this does not indicate a malfunction. The more often the door is opened and closed, the more often the anti-condensation pipe is actuated. It is also actuated immediately after the refrigerator has been installed. In other words, the front of the cabinet often heats up.

當冰箱無法運作時

- 請先檢查電力方面有無問題。
- 請檢查電源線是否已經插入電源插座。
- 請檢查保險絲 (或電路切斷器) 是否已經損毀。

當冰箱的溫度過冷時

- 可能是箱內的溫度調節溫度太低。
- 如果您存放的食品外上有大量濕氣，請勿將食品直接置於冷風出口，否則食品將很容易結冰。這並不表示冰箱發生故障。

若您聽到冰箱發出流水聲

- 流水聲是表示冷凍物質 (冷媒) 正在流動。這並不表示冰箱發生故障。

當聽到有雜聲從雪櫃內風扇排柵發出

- 當到達固定溫度時，雪櫃內風扇排柵所發出的雜聲便會停止。冷凍系統是經由雪櫃內的風扇馬達及排柵操作而產生的。

當聽到雜聲出現的時候 (在雪櫃門打開時)

- 由於雪櫃內的溫度是低溫，故此當雪櫃門打開時，暖空氣進入雪櫃，導致塑料部份膨脹，因而產生雜聲，此純屬正常現象。

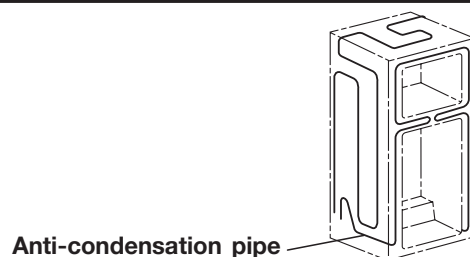
當冰箱不夠冷時

- 可能因為食品堆積過多，造成冷空氣流通阻礙所致。
- 您可能在冰箱內置入熱的物品，或儲存太多物品。
- 冰箱的箱門沒有緊密關閉。
- 箱門軟壓條可能已經損壞。
- 冰箱可能散熱不良。
- 冰箱上方與緊鄰機體左右兩側的散熱空間可能不足。

- 可能是箱內的溫度調詳不當所致。

當冰箱前方面板發熱時

- 為確保不發生水氣凝結現象，本冰箱配有抗水氣凝結管線，當啟動時會造成箱體發熱。機體發熱並不表示冰箱發生故障。(當冰箱門的開啟與關閉次數變得頻繁時，抗水氣凝結管線的運作次數也會增加，當剛安裝冰箱後也會立即啟動抗水氣凝結管線，換言之，箱體發熱係屬正常。)



When condensation forms on the exterior of the refrigerator

- Condensation may form on the exterior when humidity is high, such as during the wet season. This is comparable to condensation forming on the outside of a glass when chilled water is poured in; therefore, it does not indicate a failure. Wipe dry with a dry cloth.

When the power plug is disconnected and reconnected, and the compressor ceases to rotate

- When the power plug is disconnected from the power outlet and then immediately plugged in again, the compressor may not restart. Therefore, when unplugging the refrigerator, always wait at least 5 minutes before plugging it in again. If the compressor ceases to rotate completely, keep the refrigerator unplugged and wait at least 5 minutes before plugging it in again.

When the side panel of the cabinet heats up

- The side panel of the cabinet will heat up when the door is opened and closed frequently, when installing the unit and when the unit operates in summer in high temperatures. In such cases, do not touch the panel. This heat buildup is due to the dissipation of heat absorbed from inside the cabinet over the whole of the side panel and does not indicate something wrong with the unit.

CAUTION

1. This appliance is designed for use in ambient temperature listed below.

MODEL NAME	AMBIENT TEMPERATURE RANGE	CLIMATIC CLASS
MR-H15R, H17R-P	16 °C ~ 43 °C	T
MR-H15R, H17R-ML	16 °C ~ 43 °C	T
MR-H15R, H17R-H	16 °C ~ 38 °C	ST

The internal temperatures could be affected by such factors as the location of the refrigerating appliance, ambient temperature and the frequency of door opening, and, if appropriate, a warning that the setting of any temperature control device might have to be varied to allow for these factors.

2. A rise in temperature of the frozen food during manual defrosting, maintenance or cleaning could shorten the storage life.
3. Food to be frozen is not to be placed in direct contact with food in storage and, if appropriate, that it could be necessary to reduce the quantity to be frozen if freezing every day is anticipated.
4. The electrical power failure for 1-2 hour will only slightly effect the inside temperature. However, open & close of the door results in the temperature loss. In case there are more than 24 hours electrical power failure, the food should be taken out from the fridge.
5. In case you are leaving or there is no food in the fridge for more than 3 weeks, The fridge should be unplugged and cleaned.

當冰箱外部產生水氣凝結時

- 若濕度太高，例如在雨季時，冰箱箱體可能會產生水氣凝結。這如同將冰冷的水灑向玻璃時所產生的水氣現象。因此，這並不表示冰箱發生故障。請以乾布擦拭箱體即可。

當拔出電源插頭後再插入時，壓縮機停止運轉

- 當電源插頭從電源插座上拔除後又立即插入時，壓縮機可能不會立即運轉。因此，當拔除電源插頭後，請稍候約 5 分鐘再將插頭插入插座。(如果壓縮機完全不運轉，請先將電源線拔出，等待至少 5 分鐘後再插入。)

當箱體的側邊面板發熱時

- 若冰箱門的開啟及關閉次數非常頻繁，或剛安裝冰箱後，或當冰箱在夏季室溫非常高的情況下運作時，箱體的側邊面板都將變熱。在這種情況下，請不要觸碰面板。造成發熱的原因是因為冰箱需排出吸收自箱體側邊面板的熱氣所致，此並不表示冰箱發生任何故障。

注意

1. 這電器適用於以下列出的環境溫度使用。

型號	使用器具的環境溫度範圍	氣候類型
MR-H15R, H17R-P	16 °C ~ 43 °C	熱帶
MR-H15R, H17R-ML	16 °C ~ 43 °C	熱帶
MR-H15R, H17R-H	16 °C ~ 38 °C	亞熱帶

內部溫度會受製冷電器的存放位置、周遭環境的溫度及櫃門打開的頻率而影響。

2. 因此調校溫度掣時應對應上述因素而作適當的調整。
3. 如用人手控制除霜、維修或清潔雪櫃會令冷藏食物的溫度提高，從而縮短食物的儲存時間。需冷藏的食物不應直接存放於冰格內，若需要每天都急凍食物，應將存放的數量減少。
4. 停電 1 至 2 小時只會輕微影響內部溫度，但開關櫃門會令冷氣流失，溫度上升。若停電超過 24 小時，應移走雪櫃內的食物。
5. 如果你會離家而雪櫃將會超過 3 星期不存放食物，請將電源線拔掉及清潔雪櫃。

- **WARNING:** Keep ventilation openings, in the appliance enclosure or in the built-in structure, clear of obstruction.
- This appliance is designed for use in Singapore, Malaysia, Hong Kong only and cannot be used in any other country. No servicing is available outside of Singapore, Malaysia, Hong Kong.
- This refrigerator uses flammable foaming gas for insulation. Please deliver the unit to specialized industrial waste dealer when you do away it. Please follow the rules in your country.
- The appliance is not intended for use by young children or infirm persons without supervision.
- Children should be supervised to ensure that the refrigerator is used properly.
- **WARNING - Do not use mechanical devices or other means to accelerate the defrosting process, other than those recommended by the manufacturer.**
- **WARNING - Do not use electrical appliances inside the food storage compartments of the appliance, unless they are of the type recommended by the manufacturer.**
- In case the refrigerant circuit is damaged, do not use any electric appliances or fire equipment nearby, and open all windows to provide good ventilation. Please also contact your local maintenance agent to follow up.
- The refrigerator contains flammable refrigerant (R600a: iso-butane).
- The refrigeration system behind and inside the refrigerator contains refrigerant. Do not allow any sharp objects to come into contact with the refrigeration system behind and inside the refrigerator.
- Do not block the area in the vicinity of the refrigerator.
- The warning labels mentioned above shall be kept throughout the life cycle of the refrigerator. The user manual should be handed over to any person who would use or handle the refrigerator whenever the refrigerator would be transferred to another location and delivered to a recycling plant.
- 警告：須確保產品外圍或嵌入結構的通風位置沒有阻礙物。
- 本產品是專供新加坡、馬來西亞、香港使用，在任何其他國家不能使用。新加坡、馬來西亞、香港以外國家和地區不提供服務。
- 這台冰箱使用易燃發泡氣體絕緣。當你要廢棄它時，請將其送到專業的廢品處理商那裡，請遵守您國家的規則。
- 該設備不適合青少年兒童或體弱者在沒有監督的情況下使用。
- 小孩子應在看管下妥善使用冷藏櫃。
- 警告：切勿使用非由製造商建議的機械工具或其他方法加速除霜過程。
- 警告：切勿在冷藏櫃的食物儲蓄格內使用任何非由製造商建議的電器用具。
- 如製冷迴路遭到損壞，切勿使用鄰近的電力器具或明火設備，以及打開窗戶讓空氣流通，並請即時聯絡維修保養代理跟進。
- 本雪櫃含有易燃的冷媒 (R600a: 異丁烷)。
- 冰箱背面及內部的製冷系統包含製冷劑。嚴禁以任何尖銳物件碰觸製冷系統。
- 切勿堵塞冷藏櫃周圍的空間。
- 上文所述的警告標籤必須永久貼於冷藏櫃上。如冷藏櫃要搬到另一地方或回收，應把用戶使用說明書交給將會使用或處理該冷藏櫃的人士。

MITSUBISHI ELECTRIC CORPORATION

HEAD OFFICE : TOKYO BUILDING 2-7-3, MARUNOUCHI, CHIYODA-KU, TOKYO 100-8310, JAPAN
PHONE: +81 (3) 3218-2111

三菱電機株式会社

總公司：〒100-8310 日本東京都千代田區丸之內2-7-3 (東京大廈)
電話：+81 (3) 3218-2111

SOLE AGENT in Hong Kong
MITSUBISHI ELECTRIC (HONG KONG) LIMITED
20/F., 1111 King's Road,
Taikoo Shing, Hong Kong
Tel. (852) 2510 0555 Fax: (852) 2234 5138

香港總代理
三菱電機(香港)有限公司
香港太古城英皇道1111號 20樓
電話: (852) 2510 0555 傳真: (852) 2234 5138

SOLE AGENT in Singapore
MITSUBISHI ELECTRIC ASIA PTE LTD
307, ALEXANDRA ROAD # 05-01/02
MITSUBISHI ELECTRIC BUILDING SINGAPORE 159943
Head Office: Tel. (65) 6473-2308

SOLE AGENT in Malaysia
MITSUBISHI ELECTRIC SALES MALAYSIA SDN. BHD. (CO.NO.:11098W)
LOT 11, JALAN 219, PO BOX 1036,
46860, PETALING JAYA, SELANGOR DARUL EHSAN, MALAYSIA.
Head Office: Tel. (603) 7955-2088 (10 lines)

